



YachtCoatings

EPOPLY

TECHNICAL DATA SHEET

Product description

<https://www.verfschilderen.nl/epoplyset.html>

Two-component, high thickness epoxy undercoat with excellent stretch and compactness of the film and good sanding properties that ensure a perfect surface finish.

Product information

Finish	Matt		
Colour	White .001, Black .201		
Solids (by volume)	ASTM D2369		50 ± 2%
Specific gravity	UNI EN ISO 2811-1		1,38 ± 2 g/cm ³
Flash point	UNI EN ISO 13736		28 °C
VOC (calculated average content)	ISO 11890-2/2006		451 g/l
Packaging	0,75 – 2,5 – 10 Lt (base 8 Lt + cat. 2 Lt)		

Application and use

SURFACE PREPARATION

Pressure wash with fresh water and remove any trace of oil and grease. It is advisable to apply Epoply on surfaces previously treated with well seasoned and cured products. Sandpaper with P220-240 abrasive paper. Surfaces must be clean and adequately prepared. Before painting, make sure that all surfaces are perfectly dry, clean and with no traces of oil, grease or contaminants of any kind.

Fiberglass: Degrease the surface to be treated with an adequate solvent or detergent. Pressure wash with fresh water and remove any trace of oil and grease. All surfaces to be painted must be clean, and with no contaminants. Sandpaper with 320/400 P220 to remove any sandpaper or dirt residual. Then, blow with clean and dry air.



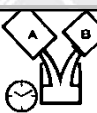







YachtCoatings

EPOPLY

TECHNICAL DATA SHEET

Application data

Mixing ratio by volume		4:1
Mixing ratio by weight		
Base (comp. A) 962.--- Hardener (comp. B) 651.000C		87 w/w 13 w/w
Pot-life NB do not use this product when Pot-life time is exceeded		8 hrs at 20 °C
Thinner/Cleaning tools NB: the indicated dilution % is considered on the catalyzed product		693 - Roller/Brush (15% max) 693 – Conventional spray/Air mixed: (5% max)
Application methods		Conventional Pressure 3,5 bar Nozzle 1,5 – 1,7 mm
		Air mixed Pressure 3,5 bar Nozzle 1,2 mm – 1,5 mm
		Only for small interventions
Dry film thickness per coat	Standard application range	75 – 150 µm
	Recommended	100 µm
Wet film thickness per coat	Standard application range	150 – 300 µm
	Recommended	200 µm
Theoretical coverage	100 µm	5 m ² /l
Practical coverage [loss value 30%]	100 µm	3,5 m ² /l



YachtCoatings

EPOPLY

TECHNICAL DATA SHEET

Recommended primers	Delta 3000 – Defender – Epomar – Delta UC HB
Notes	This product is provided in two tins to be mixed entirely and carefully before use. In case it is required, dilution has to be performed after the mixing of the two components. The physical data of two-component products refer to components that have been already mixed.

Drying time

Temperature °C			10		15		20		30	
			Min	Max	Min	Max	Min	Max	Min	Max
Coverage	Epoxy or polyesters		24 h	4 days	24 h	4 days	18 h	3 days	8 h	2 days
Sandpaper			48 h		36 h		24 h		18 h	
Full curing			10 days		7 days		7 days		5 days	

N.B. The drying times and the overcoating intervals increase with higher thickness of the applied film.
Always check that the existing painting film is perfectly dry before applying a further product coat.

CONDITIONS DURING APPLICATION

In order to avoid the formation of condensation, the surface temperature should be at least 3 °C above dew point. During application and curing, the min. ambient temperature must not be lower than 10°C or higher than 30 °C; substrate temperature must not be lower than 5 °C, since curing is remarkably reduced at lower temperatures.

Application is not advisable when relative humidity exceeds 80%. The term-hygrometric survey should be carried out near the surface to be coated. Make sure there is enough ventilation when the application takes place in closed areas.



YachtCoatings

EPOPLY

TECHNICAL DATA SHEET

Storage

It is recommended to avoid exposure to air and extreme temperatures. To maximize the shelf life in the can, it is worth checking that the container is well closed during the storage and the temperature is between 10 °C and 35 °C. Avoid exposure to direct sunlight.

Safety rules

Observe the provisions of DPR 303 and 547. Avoid contact with the skin, for example. Operate in well ventilated places and, if in closed areas, use vacuum cleaners, fans and air conveyors. During the application use appropriate protections (masks, gloves, glasses, etc.). Before using, read sections 7-8 of the SDS.

INSTRUCTIONS FOR THE DISPOSAL OF PRODUCTS AND PACKAGING

Empty packaging that contained products: Dispose of empty packaging according to the requirements of the waste disposal law, for example by taking them to the recycling center.

Packages containing the unused products: Dispose of the unused product in accordance with the law of disposal of such waste, for example by taking it to a recycling center, recycling of packaging is prohibited in this case. Do not empty into drains or watercourses. Product packaging must be kept indoor, and the temperature in the storage place must be between 10 °C and 35 °C. Do not expose to sunlight.

Notes

The values indicated in the present technical sheet can have slight variations from one batch to another. All data refer to the mixed product. The applied product must not come in contact with water, chemicals or subjected to mechanical stress before the curing is complete. The wet film thicknesses refer to the undiluted product. With dilution, this value will rise. The above information is the result of accurate laboratory tests and practical experience; however, since the product is predominantly used outside the manufacturer's control, Boero Bartolomeo S.p.A. can only guarantee its quality. The information contained in this sheet may be subject to revision by the Company. For clarification, updates or further information, it is recommended to contact Boero Bartolomeo S.p.A. directly. The present datasheet annuls and replaces every other precedent to this one.

Rev. March 2019

4