



YachtCoatings

MISTRAL FONDO

TECHNICAL DATA SHEET

Product description

<https://www.verfschilderen.nl/boero-mistral-fondo.html>

Mono-component anticorrosive chlorinated rubber undercoat which can boast an excellent water resistance and specifically created for surfaces below the waterline. It works as an ideal sealer on old and unknown antifouling before applying the new antifouling. It allows to obtain high thickness and creates a “barrier effect” between the water and the treated surface. It can be applied on steel, wood and fiberglass, when adequately prepared both inside and outside the watercraft. It is recommended as undercoat on above the waterline surfaces in mono-component cycles. Apply from 1 to 3 coats, according to the surface to be treated.

Product information

Finish	Aluminised		
Colour	Metallic grey .051		
Solids (by volume)	ASTM D2369		38 ± 2%
Specific gravity	UNI EN ISO 2811-1		1,24 ÷ 1,28 g/cm ³
Flash point	UNI EN ISO 13736		44 °C
VOC (calculated average content)	ISO 11890-2/2006		536 g/l
Packaging	0,75 – 2,5 – 5 Lt		



YachtCoatings

MISTRAL FONDO

TECHNICAL DATA SHEET

Application and use

SURFACE PREPARATION

New or brought to new surfaces

Pressure wash with fresh water (150 – 300 bar) and remove any trace of oil and grease. All surfaces to be painted must be clean, dry and with no contaminants

Steel: Perform a mechanical cleaning treatment of grade St 3. The treated metal must be covered with Mistral Fondo before the first signs of oxidation or shade variation arise. Before applying the required products, blow with clean and dry air to remove any sandpaper or dirt residual. Contact our technical department for information about surface preparations of lower grade or repairs. Apply a first Mistral Fondo coat diluted to 5% with thinner 703. Then, apply three non-diluted coats of the same product.

Fiberglass: Degrease the surface to be treated with an adequate solvent or detergent. Pressure wash with fresh water and remove any trace of oil and grease. All surfaces to be painted must be clean, dry and with no contaminants. Sandpaper with P180 – P220 and apply the primer on the treated surface. Before applying the required products, blow with clean and dry air to remove any sandpaper or dirt residual. Apply a first Mistral Fondo coat.

Wood: The moisture content must not exceed 18%. Thoroughly sandpaper the surface with P80 – P120 abrasive paper. Before applying Mistral Fondo, blow with clean and dry air to remove any sandpaper or dirt residual. Apply a first Mistral Fondo coat diluted to 25% with thinner 7003. Then, apply 2 or 3 non-diluted coats of the same product.

Surfaces with old paintings

Pressure wash until all old antifoulings, which are about to detach, have disappeared. All surfaces must be clean, dry and with no contaminants. Make sure that the anticorrosive system is in good condition. Thoroughly blow with dry filtered and compressed air to remove and dust or dirt residual. All surfaces to be painted must be clean, dry and with no contaminants. Sandpaper with grain disks P100.

Before applying the required products, check and complete the surface cleaning, thoroughly removing and sandpaper or dirt residual. All surfaces to be painted must be clean, dry and with no contaminants. Apply 1 Mistral Fondo coat on old paintings.








YachtCoatings

MISTRAL FONDO

TECHNICAL DATA SHEET

Application data

Thinner/Tool cleaning		703 – Brush/Roller (10% max) 703 – Spray convenzionale/Airless: (10% max)
Application methods		Conventional Pressure 3,5 bar Nozzle 1,9 – 2,2 mm
		Airless Pressure 150 bar Nozzle 0.3 – 0.6 mm Angular range: 65° - 80°
	 	
Dry film thickness per coat	Standard application range	50 – 70 μm
	Recommended	60 μm
Wet film thickness per coat	Standard application range	130 – 190 μm
	Recommended	160 μm
Theoretical coverage	60 μm	6,3 m^2/l
Recommended primers	Antifouling	



YachtCoatings

MISTRAL FONDO

TECHNICAL DATA SHEET

Drying time

Temperature °C		10		15		20		30	
		Min	Max	Min	Max	Min	Max	Min	Max
Coverage		12 h	NL	10 h	NL	8 h	NL	6 h	NL
Full curing		10 days		7 days		7 days		5 days	

N.B. The drying times and the overcoating intervals increase with higher thickness of the applied film.
Always check that the existing painting film is perfectly dry before applying a further product coat.

CONDITIONS DURING APPLICATION

In order to avoid the formation of condensation, the surface temperature should be at least 3 °C above dew point. During application and curing, the min. ambient temperature must not be lower than 10°C or higher than 30 °C; substrate temperature must not be lower than 5 °C, since curing is remarkably reduced at lower temperatures.

Application is not advisable when relative humidity exceeds 80%. The term-hygrometric survey should be carried out near the surface to be coated. Make sure there is enough ventilation when the application takes place in closed areas.

Storage

It is recommended to avoid exposure to air and extreme temperatures. To maximize the shelf life in the can, it is worth checking that the container is well closed during the storage and the temperature is between 10 °C and 35 °C. Avoid exposure to direct sunlight.



YachtCoatings

MISTRAL FONDO

TECHNICAL DATA SHEET

Safety rules

Observe the provisions of DPR 303 and 547. Avoid contact with the skin, for example. Operate in well ventilated places and, if in closed areas, use vacuum cleaners, fans and air conveyors. During the application use appropriate protections (masks, gloves, glasses, etc.). Before using, read sections 7-8 of the SDS.

INSTRUCTIONS FOR THE DISPOSAL OF PRODUCTS AND PACKAGING

Empty packaging that contained products: Dispose of empty packaging according to the requirements of the waste disposal law, for example by taking them to the recycling center.

Packages containing the unused products: Dispose of the unused product in accordance with the law of disposal of such waste, for example by taking it to a recycling center, recycling of packaging is prohibited in this case. Do not empty into drains or watercourses. Product packaging must be kept indoor, and the temperature in the storage place must be between 10 °C and 35 °C. Do not expose to sunlight.

Notes

The values indicated in the present technical sheet can have slight variations from one batch to another. All data refer to the mixed product. The applied product must not come in contact with water, chemicals or subjected to mechanical stress before the curing is complete. The above information is the result of accurate laboratory tests and practical experience; however, since the product is predominantly used outside the manufacturer's control, Boero Bartolomeo S.p.A. can only guarantee its quality. The information contained in this sheet may be subject to revision by the Company. For clarification, updates or further information, it is recommended to contact Boero Bartolomeo S.p.A. directly. The present datasheet annuls and replaces every other precedent to this one.